

### Most Championships Won at Both Match Play and Stroke Play

5 by Walter Hagen (1921, 1924, 1925, 1926, and 1927)  
 5 by **Jack Nicklaus** (1963, 1971, 1973, 1975 and 1980)  
 4 by Tiger Woods (1999, 2000, 2006 and 2007)  
 3 by Gene Sarazen (1922, 1923 and 1933)  
 3 by Sam Snead (1942, 1949 and 1951)  
 2 by Jim Barnes (1916 and 1919)  
 2 by Leo Diegel (1928 and 1929)  
 2 by Raymond Floyd (1969 and 1982)  
 2 by Ben Hogan (1946 and 1948)  
 2 by Byron Nelson (1940 and 1945)  
 2 by Larry Nelson (1981 and 1987)  
 2 by Gary Player (1962 and 1972)  
 2 by Nick Price (1992 and 1993)  
 2 by Paul Runyan (1934 and 1938)  
 2 by Denny Shute (1936 and 1937)  
 2 by Dave Stockton (1970 and 1976)  
 2 by Lee Trevino (1974 and 1984)



### Best 72-Hole Score

265 (15 under) by David Toms (66-65-65-69) in 2001  
 266 (14 under) by Phil Mickelson (66-66-66-68) in 2001  
 267 (17 under) by Steve Elkington (68-67-68-64) in 1995  
 267 (17 under) by Colin Montgomerie (68-67-67-65) in 1995  
 268 (12 under) by Steve Lowery (67-67-66-68) in 2001  
 269 (11 under) by Nick Price (67-65-70-67) in 1994  
 269 (15 under) by Ernie Els (66-65-66-72) in 1995  
 269 (15 under) by Jeff Maggert (66-69-65-69) in 1995  
 269 (11 under) by Davis Love III (66-71-66-66) in 1997  
 270 (18 under) by Tiger Woods (66-67-70-67) in 2000  
 270 (18 under) by Bob May (72-66-66-66) in 2000  
 270 (10 under) by Shingo Katayama (67-64-69-70) in 2001  
 270 (10 under) by Mark Calcavecchia (71-68-66-65) in 2001  
 270 (18 under) by Tiger Woods (69-68-65-68) in 2006

### Best 72-Hole Score (To Par)

18 under (270) by Tiger Woods (66-67-70-67) in 2000  
 18 under (270) by Bob May (72-66-66-66) in 2000  
 17 under (267) by Steve Elkington (68-67-68-64) in 1995  
 17 under (267) by Colin Montgomerie (68-67-67-65) in 1995  
 15 under (273) by Lee Trevino (69-68-67-69) in 1984  
 15 under (269) by Ernie Els (66-65-66-72) in 1995  
 15 under (269) by Jeff Maggert (66-69-65-69) in 1995  
 15 under (265) by David Toms (66-65-65-69) in 2001

### Best 72-Hole Score by a Non-Winner

266 (14 under) by Phil Mickelson (66-66-66-68) in 2001  
 267 (17 under) by Colin Montgomerie (68-67-67-65) in 1995  
 268 (12 under) by Steve Lowery (67-67-66-68) in 2001  
 269 (15 under) by Ernie Els (66-65-66-72) in 1995  
 269 (15 under) by Jeff Maggert (66-69-65-69) in 1995  
 270 (18 under) by Bob May (72-66-66-66) in 2000  
 270 (10 under) by Shingo Katayama (67-64-69-70) in 2001  
 270 (10 under) by Mark Calcavecchia (71-68-66-65) in 2001

### Highest 72-Hole Score by Winner

287 (1 under) by Larry Nelson (70-72-73-72) in 1987  
 282 (6 under) by Lanny Wadkins (69-71-72-70) in 1977  
 282 (6 under) by Wayne Grady (72-67-72-71) in 1990

### Best Score, First 54 Holes

196 (14 under) by David Toms (66-65-65) in 2001  
 197 (16 under) by Ernie Els (66-65-66) in 1995  
 198 (12 under) by Phil Mickelson (66-66-66) in 2001  
 200 (10 under) by Raymond Floyd (63-69-68) in 1982  
 200 (13 under) by Jeff Maggert (66-69-65) in 1995  
 200 (13 under) by Mark O'Meara (64-67-69) in 1995  
 200 (10 under) by Steve Lowery (67-67-66) in 2001  
 200 (10 under) by Shingo Katayama (67-64-69) in 2001

### Best Score, Last 54 Holes

198 (18 under) by Bob May (66-66-66) in 2000  
 199 (14 under) by Steve Elkington (67-68-64) in 1995  
 199 (14 under) by Colin Montgomerie (67-67-65) in 1995  
 199 (11 under) by David Toms (65-65-69) in 2001  
 199 (11 under) by Mark Calcavecchia (68-66-65) in 2001  
 200 (16 under) by José Maria Olazábal (68-63-69) in 2000  
 200 (10 under) by Phil Mickelson (66-66-68) in 2001

### Largest 54-Hole Lead

5 by Raymond Floyd (202) in 1969  
 5 by Tom Watson (203) in 1978  
 5 by Raymond Floyd (200) in 1982

### Best Score, First 36 Holes

131 (11 under) by Hal Sutton (65-66) in 1983  
 131 (11 under) by Vijay Singh (68-63) in 1993  
 131 (11 under) by Ernie Els (66-65) in 1995  
 131 (11 under) by Mark O'Meara (64-67) in 1995  
 131 (9 under) by David Toms (66-65) in 2001  
 131 (9 under) by Shingo Katayama (67-64) in 2001  
 132 by five players

### Best Score, Last 36 Holes

131 (9 under) by Mark Calcavecchia (66-65) in 2001  
 132 (10 under) by Miller Barber (64-68) in 1969  
 132 (10 under) by Steve Elkington (68-64) in 1995  
 132 (10 under) by Colin Montgomerie (67-65) in 1995  
 132 (8 under) by Davis Love III (66-66) in 1997  
 132 (12 under) by Bob May (66-66) in 2000  
 132 (12 under) by José Maria Olazábal (63-69) in 2000  
 133 by seven players

### Largest 36-Hole Lead

5 by Nick Price (132) in 1994  
 4 by Tommy Aaron (135) in 1967  
 4 by Gil Morgan (134) in 1976  
 4 by Tom Watson (136) in 1978  
 4 by Greg Norman (133) in 1986  
 4 by Tiger Woods (137) in 2009

### Best 18-Hole Score

63 (7 under) by Bruce Crampton (31-32) second round, 1975  
 63 (7 under) by Raymond Floyd (33-30) first round, 1982  
 63 (9 under) by Gary Player (30-33) second round, 1984  
 63 (8 under) by Vijay Singh (32-31) second round, 1993  
 63 (8 under) by Michael Bradley (30-33), first round, 1993  
 63 (8 under) by Brad Faxon (28-35) final round, 1995  
 63 (9 under) by José Maria Olazábal (32-31) third round, 2000  
 63 (7 under) by Mark O'Meara (32-31), second round, 2001  
 63 (7 under) by Thomas Bjorn (32-31), third round, 2005  
 63 (7 under) by Tiger Woods (32-31), second round, 2007

### Largest 18-Hole Lead

3 by Bobby Nichols (64) in 1964  
 3 by Raymond Floyd (63) in 1982

### Best 9-Hole Score

28 by Brad Faxon on front nine, final round, 1995  
 29 by Fred Couples on back nine, first round, 1982  
 29 by Gibby Gilbert on front nine, second round, 1983  
 29 by John Adams on front nine, first round, 1995

### Best First-Round Score

63 (7 under) by **Raymond Floyd** in 1982  
 63 (8 under) by Michael Bradley in 1995  
 64 (7 under) by Scott Simpson in 1993  
 64 (6 under) by Bobby Nichols in 1964  
 64 (7 under) by Doug Tewell in 1985  
 64 (6 under) by Grant Waite in 2001



■ **Highest First-Round Score**

94 (22 over) by Gary Campbell in 1977

■ **Best Second-Round Score**

63 (7 under) by Bruce Crampton in 1975  
 63 (9 under) by Gary Player in 1984  
 63 (8 under) by Vijay Singh in 1993  
 63 (7 under) by Mark O'Meara in 2001  
 63 (7 under) by Tiger Woods in 2007

■ **Highest Second-Round Score**

94 (22 over) by Tom Dolby in 2002

■ **Best Third-Round Score**

63 (9 under) by José-Maria Olazábal in 2000  
 63 (9 under) by Thomas Bjorn in 2005  
 64 (7 under) by Miller Barber in 1969  
 64 (8 under) by Hal Sutton in 1984  
 64 (7 under) by Bob Tway in 1986  
 64 (7 under) by Jay Haas in 1995

■ **Highest Third-Round Score**

88 (16 over) by Frank Dobbs in 2000

■ **Best Fourth-Round Score**

63 (8 under) by Brad Faxon in 1995  
 64 (6 under) by Jack Nicklaus in 1964  
 64 (7 under) by Steve Elkington in 1995  
 64 (6 under) by Simon Dyson in 2007  
 65 (5 under) by Lee Trevino in 1970  
 65 (5 under) by Andy North in 1975  
 65 (5 under) by David Graham in 1979  
 65 (6 under) by Peter Jacobsen in 1983  
 65 (6 under) by T.M. Chen in 1985  
 65 (6 under) by Jeff Sluman in 1988  
 65 (6 under) by Colin Montgomerie in 1995  
 65 (5 under) by Nick Price in 1998  
 65 (7 under) by Lee Janzen in 2000  
 65 (5 under) by Mark Calcavecchia in 2001

■ **Highest Fourth-Round Score**

89 (19 over) by Ralph Johnston in 1972

■ **Largest Winning Margin**

Seven shots, by Jack Nicklaus in 1980  
 Six shots, by Nick Price in 1994

■ **Best Comeback by Winner**

**Y.E. Yang** by nine shots in 2009  
 John Mahaffey by seven shots in 1978  
 Bob Rosburg by six shots in 1959  
 Lanny Wadkins by six shots in 1977  
 Payne Stewart by six shots in 1989  
 Steve Elkington by six shots in 1995



■ **Highest First-Round Score by Winner**

75 (4 over) by John Mahaffey in 1978  
 74 (2 over) by Payne Stewart in 1989

■ **Lowest First-Round Score by Winner**

63 (7 under) by Raymond Floyd in 1982  
 64 (6 under) by Bobby Nichols in 1964

■ **Highest Second-Round Score by Winner**

74 (4 over) by Pádraig Harrington in 2008  
 73 (2 over) by Jack Nicklaus in 1963

■ **Lowest Second-Round Score by Winner**

63 (7 under) by Tiger Woods in 2007  
 65 (5 under) by Nick Price in 1994  
 65 (5 under) by David Toms in 2001  
 65 (5 under) by Phil Mickelson in 2005

66 (5 under) by Raymond Floyd in 1969

66 (4 under) by Lee Trevino in 1974

66 (4 under) by Larry Nelson in 1981

66 (5 under) by Hal Sutton in 1983

66 (6 under) by Payne Stewart in 1989

66 (5 under) by Paul Azinger in 1993

66 (4 under) by Vijay Singh in 1998

66 (6 under) by Rich Beem in 2002

■ **Highest Third-Round Score by Winner**

73 (1 over) by **Larry Nelson** in 1987

72 (2 over) by Jay Hebert in 1960

72 (Even) by Lanny Wadkins in 1977


72 (1 over) by Hal Sutton in 1983

72 (Even) by Larry Nelson in 1987

72 (Even) by Wayne Grady in 1990

72 (Even) by Rich Beem in 2002

72 (2 over) by Phil Mickelson in 2005



■ **Lowest Third-Round Score by Winner**

64 (7 under) by Bob Tway in 1986

65 (5 under) by David Toms in 2001

65 (7 under) by Tiger Woods in 2006

66 (4 under) by Dave Stockton in 1970

66 (4 under) by Jack Nicklaus in 1980

66 (4 under) by Larry Nelson in 1981

66 (4 under) by Davis Love III in 1997

66 (4 under) by Pádraig Harrington in 2008

■ **Highest Final-Round Score by Winner**

76 (4 over) by Vijay Singh in 2004

74 (3 over) by Raymond Floyd in 1969

73 (3 over) by Dave Stockton in 1970

73 (1 over) by Jack Nicklaus in 1971

■ **Lowest Final-Round Score by Winner**

64 (7 under) by Steve Elkington in 1995

65 (5 under) by David Graham in 1979

65 (6 under) by Jeff Sluman in 1988

66 (4 under) by Bob Rosburg in 1959

66 (5 under) by John Mahaffey in 1978

66 (4 under) by Davis Love III in 1997

66 (4 under) by Pádraig Harrington in 2008

■ **Highest Course Average Over 72 Holes**

76.15, at PGA National Golf Club in 1987

■ **Lowest Course Average Over 72 Holes**

71.09, at Riviera Country Club in 1995

71.21, at The Atlanta Athletic Club in 2001

71.90, at Inverness Golf Club in 1993

72.45, at Baltusrol Golf Club in 2005

72.60, at Southern Hills Country Club in 1994

72.63, at Medinah Country Club in 2006

■ **Most Under-Par Rounds, First Round**

60, at Medinah Country Club in 2006

57, at Inverness Club in 1993

57, at Riviera Country Club in 1995

■ **Most Under-Par Rounds, Second Round**

61, at Medinah Country Club in 2006

58, at Riviera Country Club in 1995

56, at Inverness Club in 1993

■ **Most Under-Par Rounds, Third Round**

53, at Valhalla Golf Club in 2000

38, at Whistling Straits in 2004

38, at Riviera Country Club in 1995

36, at Valhalla Golf Club in 1996

33, at Inverness Club in 1993

### Most Under-Par Rounds, Fourth Round

47, at Valhalla Golf Club in 2000  
41, at Riviera Country Club in 1995  
36, at Valhalla Golf Club in 1996  
31, at Shoal Creek Country Club in 1984

### Most Under-Par Rounds Over 72 Holes

194, at Riviera Country Club in 1995  
172, at Valhalla Golf Club in 2000  
170, at Medinah Country Club in 2006  
167, at Valhalla Golf Club in 1996  
166, at Inverness Club in 1993  
153, at Kemper Lakes Golf Course in 1989

### Least Under-Par Rounds, First Round

4, at Firestone Country Club in 1960  
4, at Southern Hills Country Club in 1970

### Least Under-Par Rounds, Second Round

0, at Firestone Country Club in 1966

### Least Under-Par Rounds, Third Round

3, at Firestone Country Club in 1975

### Least Under-Par Rounds, Fourth Round

1, at Firestone Country Club in 1960  
1, at Congressional Country Club in 1976

### Least Under-Par Rounds Over 72 Holes

13, at Firestone Country Club in 1960

### Most Over-Par Rounds Over 72 Holes

492, at Firestone Country Club in 1960


### Least Over-Par Rounds Over 72 Holes

182, at Riviera Country Club in 1995  
228, at Inverness Club in 1993  
239, at Kemper Lakes Golf Course in 1989

### Most Money Won

\$5,884,776.78 by Tiger Woods, spanning 12 championships  
\$2,744,062.50 by Phil Mickelson, spanning 17 championships  
\$2,337,994.58 by Vijay Singh, spanning 18 championships  
\$1,900,364.29 by Shaun Micheel, spanning 6 championships  
\$1,666,383.33 by Pdraig Harrington, spanning 11 championships  
\$1,642,915.41 by Ernie Els, spanning 17 championships  
\$1,593,714.29 by Sergio Garcia, spanning 11 championships  
\$1,458,452.85 by David Toms, spanning 13 championships  
\$1,449,297.86 by Steve Elkington, spanning 17 championships

### Most Money Won Per Championship



\$490,398.06 by **Tiger Woods**,  
spanning 12 championships  
\$455,956.94 by Y.E. Yang,  
spanning 3 championships  
\$435,000.00 by Rory McIlroy,  
spanning 1 championship  
\$316,727.38 by Shaun Micheel,  
spanning 6 championships  
\$274,800.00 by Bob May,  
spanning 2 championships  
\$161,415.44 by Phil Mickelson,  
spanning 17 championships

### Highest Dollars Per Stroke

\$1,907.77 by Y.E. Yang, spanning 3 championships  
\$1,756.13 by Tiger Woods, spanning 12 championships  
\$1,526.32 by Rory McIlroy, spanning 1 championship  
\$1,336.40 by Shaun Micheel, spanning 6 championships  
\$979.68 by Bob May, spanning 2 championships  
\$658.02 by Sergio Garcia, spanning 11 championships  
\$638.22 by Pdraig Harrington, spanning 11 championships

### Lowest Scoring Average

69.00 average with 1 round by Jimmy Demaret  
69.81 average with 48 rounds by Tiger Woods  
70.13 average with 8 rounds by Bob May  
70.25 average with 4 rounds by Andy Oldcorn  
70.50 average with 6 rounds by Franklin Langham  
70.50 average with 10 rounds by Greg Chalmers  
70.50 average with 4 rounds by Robin Freeman

### Lowest Scoring Average (Minimum 25 Rounds)

69.81 average with 48 rounds by Tiger Woods  
70.97 average with 66 rounds by Phil Mickelson  
71.18 average with 38 rounds by Jerry Pate  
71.24 average with 34 rounds by Sergio Garcia  
71.27 average with 62 rounds by Ernie Els  
71.33 average with 33 rounds by Calvin Peete  
71.36 average with 28 rounds by Geoff Ogilvy  
71.36 average with 59 rounds by Steve Elkington  
71.37 average with 128 rounds by Jack Nicklaus  
71.46 average with 72 rounds by Nick Price  
71.47 average with 36 rounds by Dan Pohl  
71.48 average with 44 rounds by Steve Flesch  
71.50 average with 60 rounds by Vijay Singh

### Lowest Scoring Average (Minimum 50 Rounds)

70.97 average with 66 rounds by Phil Mickelson  
71.27 average with 62 rounds by Ernie Els  
71.36 average with 59 rounds by Steve Elkington  
71.37 average with 128 rounds by Jack Nicklaus  
71.46 average with 72 rounds by Nick Price  
71.50 average with 60 rounds by Vijay Singh  
71.55 average with 80 rounds by Greg Norman  
71.63 average with 54 rounds by Jim Furyk  
71.65 average with 88 rounds by Gary Player  
71.66 average with 112 rounds by Tom Watson  
71.74 average with 68 rounds by Peter Jacobsen  
71.75 average with 88 rounds by Fred Couples

### Lowest Scoring Average (Minimum 75 Rounds)

71.37 average with 128 rounds by Jack Nicklaus  
71.55 average with 80 rounds by Greg Norman  
71.65 average with 88 rounds by Gary Player  
71.66 average with 112 rounds by Tom Watson  
71.75 average with 88 rounds by Fred Couples  
71.81 average with 78 rounds by Gil Morgan  
71.87 average with 82 rounds by Nick Faldo  
71.93 average with 102 rounds by Tom Kite  
72.07 average with 116 rounds by Ray Floyd  
72.09 average with 75 rounds by Don January

### Most Appearances

37 by Jack Nicklaus	28 by Jay Haas
37 by Arnold Palmer	28 by Lanny Wadkins
31 by Tom Watson	26 by Hale Irwin
31 by Ray Floyd	26 by Ben Crenshaw
28 by Tom Kite	26 by Larry Nelson

### Most Rounds Played



128 by Jack Nicklaus  
121 by **Arnold Palmer**  
116 by Ray Floyd  
112 by Tom Watson  
102 by Jay Haas  
102 by Tom Kite  
100 by Hale Irwin  
96 by Lanny Wadkins  
88 by Fred Couples, Billy Casper, Gary Player  
86 by Ben Crenshaw, Gene Littler

### Highest Number of Strokes Over the Years

9,135 by Jack Nicklaus averaging 71.37 strokes per round  
 8,893 by Arnold Palmer averaging 73.50 strokes per round  
 8,360 by Raymond Floyd averaging 72.07 strokes per round  
 8,026 by Tom Watson averaging 71.66 strokes per round

### Most Top 3 Finishes

12 by Jack Nicklaus      5 by Tiger Woods  
 5 by Gary Player      4 by Steve Elkington  
 5 by Lanny Wadkins    4 by Billy Casper

### Most Top 5 Finishes

14 by Jack Nicklaus      5 by Nick Price  
 6 by Billy Casper      5 by Greg Norman  
 6 by Gary Player      5 by Lanny Wadkins  
 6 by Tiger Woods

### Most Top 10 Finishes

15 by Jack Nicklaus      8 by Raymond Floyd  
 10 by Tom Watson      8 by Gary Player  
 8 by Phil Mickelson    8 by Sam Snead  
 8 by Billy Casper

### Most Top 25 Finishes

23 by Jack Nicklaus      13 by Arnold Palmer  
 18 by Tom Watson      13 by Billy Casper  
 17 by Raymond Floyd

### Player Who Has Made Most Cuts

27 by Jack Nicklaus      24 by Arnold Palmer  
 27 by Raymond Floyd    23 by Jay Haas  
 25 by Tom Watson      23 by Tom Kite  
 24 by Hale Irwin      21 by Gary Player

### Player With Most Sub-Par Rounds

53 by Jack Nicklaus      29 by Phil Mickelson  
 41 by Tom Watson      28 by Fred Couples  
 37 by Jay Haas      28 by Hale Irwin  
 34 by Nick Faldo      28 by Nick Price  
 30 by Raymond Floyd    28 by Lanny Wadkins  
 30 by Greg Norman      28 by Tiger Woods

### Player With Most Rounds in the 60s

41 by Jack Nicklaus      24 by Phil Mickelson  
 28 by Jay Haas      23 by Tiger Woods  
 27 by Tom Watson      22 by Greg Norman  
 24 by Ray Floyd      21 by Nick Faldo

### Player With Most Rounds at 65 or Better

3 by Nick Price      2 by Mark O'Meara  
 3 by Gary Player      2 by Steve Stricker  
 3 by Jeff Maggert      2 by Hal Sutton  
 2 by Bruce Crampton    2 by David Toms  
 2 by Brad Faxon      2 by Tom Watson  
 2 by Raymond Floyd    2 by Tiger Woods  
 2 by Jack Nicklaus

### Four Sub-Par Rounds, Same PGA Championship

Arnold Palmer (68-68-69-69) in 1964  
 Don January (71-72-70-68-69) in 1967  
 (includes Playoff Round)  
 Don Massengale (70-75-70-66-71) in 1967  
 (includes Playoff Round)  
 Ben Crenshaw (69-67-69-67) in 1979  
 Lee Trevino (69-68-67-69) in 1984  
 Calvin Peete (71-70-69-68) in 1984  
 Seve Ballesteros (70-69-70-70) in 1984  
 Jeff Sluman (69-70-68-65) in 1988  
 Curtis Strange (70-68-70-69) in 1989  
 Ian Woosnam (68-70-70-71) in 1989  
 John Daly (69-67-69-71) in 1991



Nick Price (70-70-68-70) in 1992  
 Paul Azinger (69-66-69-68) in 1993  
 Greg Norman (68-68-67-69) in 1993  
 Nick Faldo (69-66-69-68) in 1993  
 Steve Elkington (68-67-68-64) in 1995  
 Colin Montgomerie (68-67-67-65) in 1995  
 Jeff Maggert (66-69-65-69) in 1995  
 Bob Estes (69-68-68-68) in 1995  
 Justin Leonard (68-66-70-70) in 1995  
 Jeff Sluman (69-67-68-70) in 1995  
 Steve Lowery (69-68-68-69) in 1995

Miguel Jimenez (69-69-67-70) in 1995  
 Jim Furyk (68-70-69-68) in 1995  
 Payne Stewart (69-70-69-67) in 1995  
 Costantino Rocca (70-69-68-69) in 1995  
 Jesper Parnevik (69-69-70-69) in 1995  
 Woody Austin (70-70-70-69) in 1995  
 Mark Brooks (68-70-69-70) in 1996  
 Tommy Tolles (69-71-71-67) in 1996  
 Lee Janzen (68-71-71-70) in 1996  
 Larry Mize (71-70-69-70) in 1996  
 Tom Lehman (71-71-69-70) in 1996  
 Miguel Jimenez (71-71-71-70) in 1996  
 Steve Elkington (69-69-69-67) in 1998  
 Nick Price (70-71-69-71) in 1999  
 Tiger Woods (66-67-70-67) in 2000  
 Greg Chalmers (71-69-66-70) in 2000  
 Stuart Appleby (70-69-68-69) in 2000  
 Phil Mickelson (70-70-69-70) in 2000  
 David Toms (66-65-65-69) in 2001  
 Phil Mickelson (66-66-66-68) in 2001  
 Steve Lowery (67-67-66-68) in 2001  
 Chris DiMarco (68-70-71-71) in 2004  
 Tiger Woods (69-68-65-68) in 2006  
 Shaun Micheel (69-70-67-69) in 2006  
 Sergio Garcia (69-70-67-70) in 2006  
 Adam Scott (71-69-69-67) in 2006  
 Ian Poulter (70-70-68-71) in 2006

### Four Rounds in the 60s, Same PGA Championship

Arnold Palmer (68-68-69-69) in 1964  
 Ben Crenshaw (69-67-69-67) in 1979  
 Lee Trevino (69-68-67-69) in 1984  
 Paul Azinger (69-66-69-68) in 1993  
 Greg Norman (68-68-67-69) in 1993  
 Nick Faldo (69-66-69-68) in 1993  
 Steve Elkington (68-67-68-64) in 1995  
 Colin Montgomerie (68-67-67-65) in 1995  
 Jeff Maggert (66-69-65-69) in 1995  
 Bob Estes (69-68-68-68) in 1995  
 Steve Lowery (69-68-68-69) in 1995  
 Steve Elkington (69-69-69-67) in 1998  
 David Toms (66-65-65-69) in 2001  
 Phil Mickelson (66-66-66-68) in 2001  
 Steve Lowery (67-67-66-68) in 2001  
 Tiger Woods (69-68-65-68) in 2006

### Wire-To-Wire Winners

Bobby Nichols in 1964  
 Raymond Floyd in 1969  
 Raymond Floyd in 1982  
 Hal Sutton in 1983  
 Tiger Woods in 2000\*  
 (won Championship in three-hole playoff)

### Record-Low 36-Hole Cut

141 (1 over par) in 2001  
 143 (1 over par) in 1995  
 144 (4 over par) in 2005, '06  
 145 (5 over par) in 1982, '88, '89, '94, 2007

**Record-High 36-Hole Cut**

154 (14 over par) in 1958

**Most "Heartbreaking" Rounds**

1982 by John Jackson, 68-78 to miss cut  
 1985 by Bob Lohr, 69-82 to miss cut  
 1970 by Dick Hendrickson, 70-85 to miss cut  
 1986 by 1st, 2nd & 3rd round leader Greg Norman  
 65-68-69-76 to finish 2nd  
 2008 by 2st round co-leader Robert Karlsson, 68-77-71-72 to finish T20th  
 2009 by 1st, 2nd & 3rd round leader Tiger Woods,  
 67-70-71-75 to finish 2nd

**Winning the PGA Championship on First Try**

Jim Barnes in 1916      Bob Tway in 1986  
 Tom Creavy in 1931      John Daly in 1991  
 Bob Hamilton in 1944      Shaun Micheel in 2003  
 Doug Ford in 1955

**Winning the PGA Championship on Second Try**


Bob Rosburg in 1959      Hal Sutton in 1983  
 Gary Player in 1962      Rich Beem in 2002  
 Jack Nicklaus in 1963

**Champion Breakdown by Native Country**

75 United States  
 4 each Australia, South Africa  
 2 each Fiji, England, Scotland  
 1 Ireland  
 1 South Korea

**Most Times Runner-up**

4 by Jack Nicklaus (1964, 1965, 1974 and 1983)  
 3 by Byron Nelson (1939, 1941 and 1944)  
 3 by Arnold Palmer (1964, 1968 and 1970)  
 3 by Billy Casper (1958, 1965 and 1971)




**Oldest Winner**

48 years, 4 months, 18 days —  
**Julius Boros**  
 (Born March 3, 1920) in 1968  
 45 years, 3 months, 6 days — Jerry Barber  
 (Born April 25, 1916) in 1961  
 44 years, 8 months, 18 days — Lee Trevino  
 (Born Dec. 1, 1939) in 1984  
 41 years, 5 months, 21 days — Vijay Singh  
 (Born Feb. 22, 1963) in 2004  
 40 years, 6 months, 20 days —  
 Jack Nicklaus  
 (Born Jan. 21, 1940) in 1980

**Youngest Winner**

20 years, 5 months, 22 days —  
**Gene Sarazen**  
 (Born Feb. 27, 1902) in 1922  
 20 years, 7 months, 17 days —  
 Tom Creavy  
 (Born Feb. 3, 1911) in 1931  
 21 years, 7 months, 2 days —  
 Gene Sarazen  
 (Born Feb. 27, 1902) in 1923  
 23 years, 6 months — Jack Nicklaus  
 (Born Jan. 21, 1940) in 1963  
 23 years, 7 months — Tiger Woods  
 (Born Dec. 30, 1975) in 1999



**Age Breakdown of Champions**

7 between 20 and 24 years old  
 18 between 25 and 29 years old  
 39 between 30 and 34 years old  
 22 between 35 and 39 years old  
 3 between 40 and 44 years old  
 2 between 45 and 50 years

**Playoffs**

1961 – Jerry Barber (67) defeated Don January (68)

1967 – Don January (69) defeated Don Massengale (71)

1977 – Lanny Wadkins beat Gene Littler with a par on the third hole in the Championship's first sudden-death playoff.

	1st hole-Par 4	2nd hole-Par 5	3rd hole-Par 3
Wadkins	Par	Birdie	Par
Littler	Par	Birdie	Bogey

1978 – John Mahaffey beat Jerry Pate and Tom Watson with a birdie on the second playoff hole.

	1st hole-Par 4	2nd hole-Par 4
Mahaffey	Par	Birdie
Watson	Par	Par
Pate	Par	Par

1979 – David Graham beat Ben Crenshaw with a birdie on the third playoff hole.

	1st hole-Par 4	2nd hole-Par 5	3rd hole-Par 3
Graham	Par	Birdie	Birdie
Crenshaw	Par	Birdie	Bogey

1987 – Larry Nelson beat Lanny Wadkins with a par on the first playoff hole.

	1st hole (10th)- Par 4
Nelson	Par
Wadkins	Bogey

1993 – Paul Azinger beat Greg Norman with a par on the second playoff hole.

	1st hole (18th)- Par 4	2nd hole (10th)-Par 4
Azinger	Par	Par
Norman	Par	Bogey

1995 – Steve Elkington beat Colin Montgomerie with a birdie on the first playoff hole.

	1st hole (18th)-Par 4
Elkington	Birdie
Montgomerie	Par

1996 – Mark Brooks beat Kenny Perry with a birdie on the first playoff hole.

	1st hole (18th)-Par 5
Brooks	Birdie
Perry	Bogey

2000 – Tiger Woods beat Bob May in the first three-hole aggregate playoff. On the three holes, Wood had birdie 3, par 4, par 5 for a total of 12. On the three holes, May had par 4, par 4, par 5 for a total of 13

2004 – Vijay Singh beat Justin Leonard and Chris DiMarco in a three-hole aggregate playoff. On the three holes, Singh had birdie 3 - par 3 - par 4 for a total of 10. On the three holes, Leonard had par 4 - par 4 - par 4 for a total of 11. On the three holes, DiMarco had par 4 - par 4 - par 4 for a total of 11.

## A Look at the Stroke-Play Champions

Year	Winner	Margin of Victory	Performance/ Previous Year	Performance/ While Defending	Year	Winner	Margin of Victory	Performance/ Previous Year	Performance/ While Defending
1958	Dow Finsterwald	2	-	4th					
1959	Bob Rosburg	1	T11th	Missed 3rd rd. cut	1984	Lee Trevino	4	T14th	2nd
1960	Jay Herbert	1	T25th	13th	1985	Hubert Green	2	T14th	T41st
1961	Jerry Barber	Playoff	T32nd	Missed 2nd rd. cut	1986	Bob Tway	2	-	T47th
1962	Gary Player	1	T29th	T8th	1987	Larry Nelson	Playoff	Missed Cut	T38th
1963	Jack Nicklaus	2	T3rd	2nd	1988	Jeff Sluman	3	T14th	T24th
1964	Bobby Nichols	3	T23rd	T54th	1989	Payne Stewart	1	T9th	T8th
1965	Dave Marr	2	65th	T18th	1990	Wayne Grady	3	T46th	T43rd
1966	Al Geiberger	4	T19th	T5th	1991	John Daly	3	-	82nd
1967	Don January	Playoff	T12th	T51st	1992	Nick Price	3	WD before 1st rd.	T31st
1968	Julius Boros	1	T5th	T25th	1993	Paul Azinger	Playoff	T33rd	Missed Cut
1969	Raymond Floyd	1	T41st	T8th	1994	Nick Price	6	T31st	T39th
1970	Dave Stockton	2	T35th	T40th	1995	Steve Elkington	Playoff	T7th	T3rd
1971	Jack Nicklaus	2	T6th	T13th	1996	Mark Brooks	Playoff	T31st	Missed Cut
1972	Gary Player	2	T4th	T51st	1997	Davis Love III	5	Missed Cut	T7th
1973	Jack Nicklaus	4	T13th	2nd	1998	Vijay Singh	2	T13	T49th
1974	Lee Trevino	1	T18th	T60th	1999	Tiger Woods	1	T10th	Win
1975	Jack Nicklaus	2	2nd	T4th	2000	Tiger Woods	Playoff	Win	T29th
1976	Dave Stockton	1	Missed Cut	T31st	2001	David Toms	1	T5th	Cut
1977	Lanny Wadkins	Playoff	Missed Cut	T34th	2002	Rich Beem	1	T70th	Cut
1978	John Mahaffey	Playoff	WD after 3rd rd.	T51st	2003	Shaun Micheel	2	1	T24th
1979	David Graham	Playoff	Missed Cut	T26th	2004	Vijay Singh	Playoff	T34th	T10th
1980	Jack Nicklaus	7	T65th	T4th	2005	Phil Mickelson	1	T6th	T16th
1981	Larry Nelson	4	Missed Cut	Missed Cut	2006	Tiger Woods	3	T4th	Win
1982	Raymond Floyd	3	T19th	T20th	2007	Tiger Woods	2	Win	Did not play
1983	Hal Sutton	1	T29th	T6th	2008	Padraig Harrington	2	10	T42nd
					2009	Y.E Yang	3	3	Cut

## Purse Through the Years

Year	1st Place	Total Purse	Year	1st Place	Total Purse	Year	1st Place	Total Purse
1916	\$500	\$ 2,580	1948	3,500	17,700	1979	60,000	350,600
1917-1918 (No Championship Played)			1949	3,500	17,700	1980	60,000	376,400
1919	500	2,580	1950	3,500	17,700	1981	60,000	401,600
1920	500	2,580	1951	3,500	17,700	1982	65,000	451,800
1921	500	2,580	1952	3,500	17,700	1983	100,000	608,099
1922	500	2,580	1953	5,000	20,700	1984	125,000	700,300
1923	*	3,600	1954	5,000	20,700	1985	125,000	702,000
1924	*	6,830	1955	5,000	20,700	1986	140,000	801,100
1925	*	6,330	1956	5,000	40,000	1987	150,000	901,275
1926	*	11,100	1957	8,000	42,100	1988	160,000	1,000,000
1927	*	15,441	1958	5,500	39,388	1989	200,000	1,120,000
1928	*	10,400	1959	8,250	51,175	1990	225,000	1,350,000
1929	*	5,000	1960	11,000	63,130	1991	230,000	1,400,000
1930	*	10,300	1961	11,000	64,800	1992	280,000	1,608,000
1931	1,000	7,200	1962	13,000	69,400	1993	300,000	1,702,750
1932	1,000	7,200	1963	13,000	80,900	1994	310,000	1,748,125
1933	1,000	7,200	1964	18,000	100,002	1995	360,000	1,991,825
1934	1,000	7,200	1965	25,000	149,700	1996	430,000	2,412,675
1935	1,000	7,820	1966	25,000	149,360	1997	470,000	2,602,300
1936	1,000	9,200	1967	25,000	148,200	1998	540,000	3,000,000
1937	1,000	9,200	1968	25,000	150,000	1999	630,000	3,492,550
1938	1,100	10,000	1969	35,000	175,000	2000	900,000	5,031,100
1939	1,100	10,600	1970	40,000	200,000	2001	936,000	5,200,000
1940	1,100	11,050	1971	40,000	202,440	2002	990,000	5,500,000
1941	1,100	10,600	1972	45,000	224,087	2003	1,080,000	5,938,300
1942	1,000	7,550	1973	45,000	225,000	2004	1,125,000	6,225,300
1943 (No Championship Played)			1974	45,000	225,000	2005	1,170,000	6,500,000
1944	3,500	14,500	1975	45,000	225,000	2006	1,224,000	6,696,250
1945	3,750	14,700	1976	45,000	250,950	2007	1,260,000	6,900,900
1946	3,500	17,700	1977	45,000	250,750	2008	\$1,350,000	7,216,900
1947	3,500	17,700	1978	50,000	300,240	2009	\$1,350,000	\$7,484,500